

# DE SUMMIT 1000W 208V/240V

## Summit


Operates all lamps  
between 600W-1000W  
(HPS, MH, CMH)

7 types of lamps are compatible  
HPS 1000W HPS 600W  
MH 1000W MH 600W CMH  
1000W CMH 630W CMH  
315Wx2



## Features & Specifications

- The unique Nanolux full digital technology is applied to the ballast with accurate HID lamp performance.  
Compatibility design: it can be compatible with HPS, MH and CMH lamps (HPS1000W/600W; MH1000W/600W; CMH1000W/630W/315Wx2).
- The low frequency of output is friendly for lamps, with longer lamp lifespan.
- Power Factor/Efficiency/THD -  $\geq 0.97/\geq 95\%/ \leq 10\%$
- Voltage/Current/Frequency - AC 208V/220V/230V/240V-6.5A/5.9-5.1A-50/60Hz
- PPF - 2100 $\mu$ m/s (Double ended HPS 1000W)
- Protection - Open/short circuit protect on, bulb faulty protect on, bulb aging protect on, input under voltage protect on, over-temperature protect on
- NCCS & SLC 0-10V dimming function is applied to simulate sunlight.
- Output Power - DE-HPS/MH1000W: 500~1100W DE-HPS/MH600W: 300~660W DE-CMH1000W: 750~1000W/DE-CMH630W: 473~630W
- Dimming - HPS/MH: Super-Lux,100%,75%,50%; CMH: 100%,75%

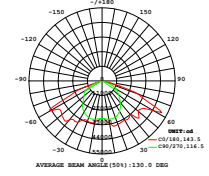
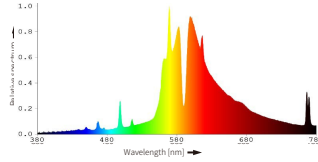


Ballast	Arm	Reflector	Lamp

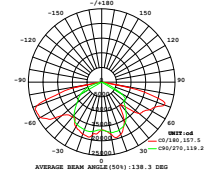
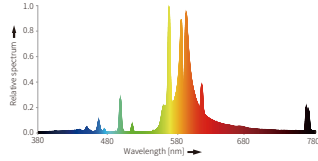
## Lamp Spectrum



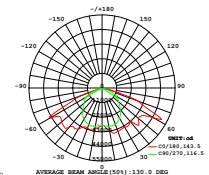
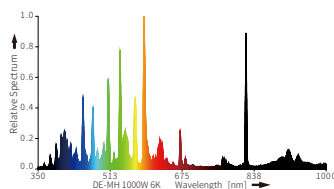
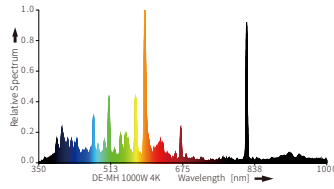
DE-HPS 1000W 2K




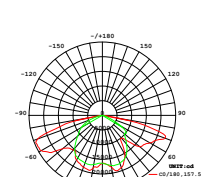
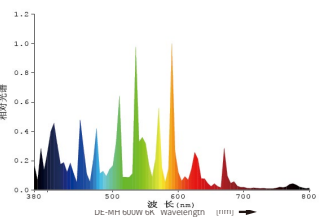
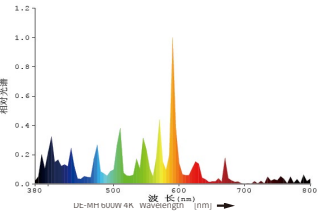
DE-HPS 600W 2K



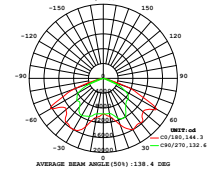
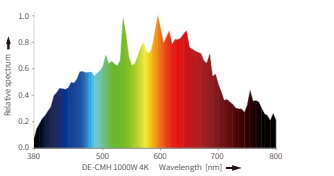
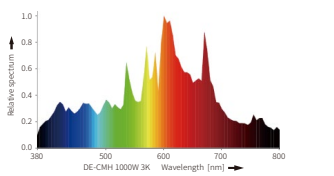
DE-MH 1000W 4K 6K



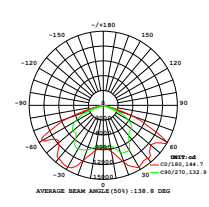
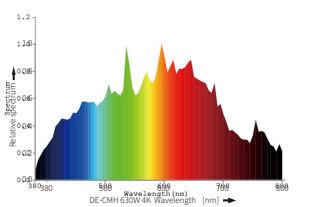
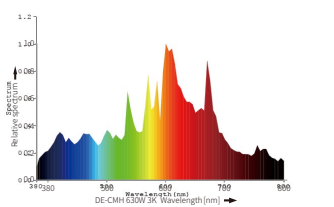
DE-MH 600W 4K 6K



DE-CMH 1000W 3K 4K



DE-CMH 630W 3K 4K



CMH 315W 3K/4K

